




# Grout Color Chart


All colors available in Versatile Color Grouts, Colored Caulking and Revive.

Color is available in the following grouts when marked:


**E** for Pro Epoxy    **I** for Integra    **PG** for ProGrout




D11 Snow White E-I-PG




D12 Navajo White E-PG



D15 Swiss Coffee I



D17 Bone E-I-PG



D18 Cream E-PG



D21 Canvas E-PG



D23 Latte PG



D24 Chamois E-PG



D25 Tumbleweed E-I-PG



D30 Silver E-I-PG



D32 Light Taupe E



D34 River Rock E



D35 Natural Gray E-PG



D38 Gray E-I-PG



D57 Harvest PG



D63 Carmel E




D71 Sandstone E-PG




D134 New Adobe



D137 Aztec PG



D145 Mocha E-PG



D150 Santa Fe E-PG



D153 Buckskin PG



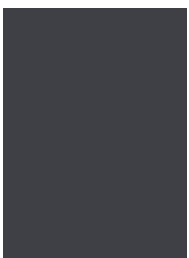
D162 True Taupe E



D178 Coco E-PG




D191 Terracotta E-PG




D525 Black Sapphire E-I-PG



D568 Tanzanite E



D572 New Denim



D583 Ancient Jade E



D587 Caribbean Sea

Sample colors shown are approximate to the final grout color. Final installed grout color may vary due to job conditions, tile porosity, mixing ratio, sealers, installation methods, temperature, or individual batches. Use grouts with the same batch number whenever possible. Different batch numbers should be dry blended together to obtain color uniformity. Follow ANSI A108.10 grouting practices.